

Park Terrace

Park Terrace is a new development of 14 contemporary homes in Belhelvie, just north of Aberdeen. The development consists of two, three, and four bedroom detached and semi-detached villas, all of which have been designed to combine energy efficiency and a contemporary, open plan style with modern conveniences.

The homes at Park Terrace are ideally located for those who want to enjoy the best of both worlds.

The development is situated in the idyllic surrounds of the Aberdeenshire countryside, yet it is also just a short drive from the city of Aberdeen. This means that residents can enjoy the peace and quiet of the countryside while still having easy access to all





7

8

9

10

11

12

13

14

6

5

4

3

2

1

The Eigie

Plots 1, 2, 3, 11, 12

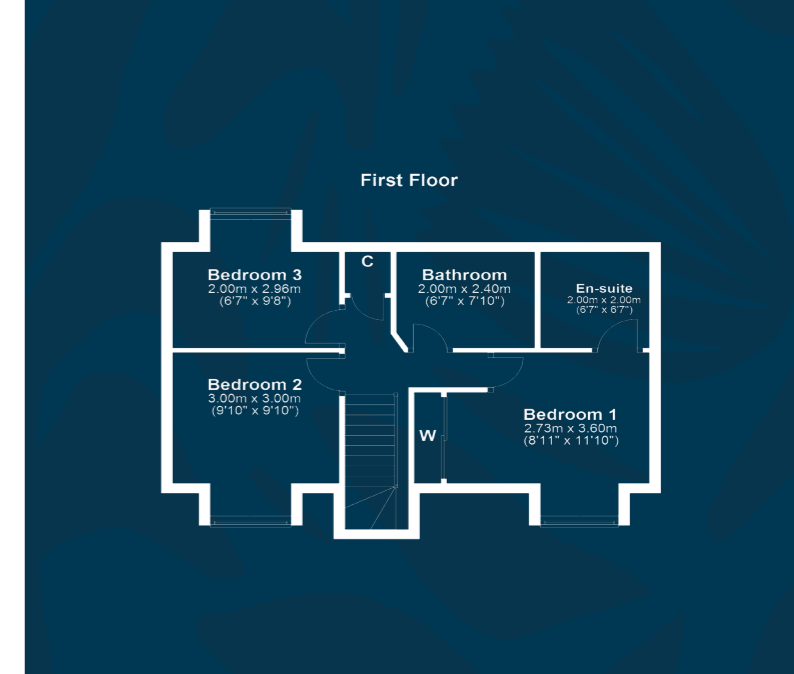
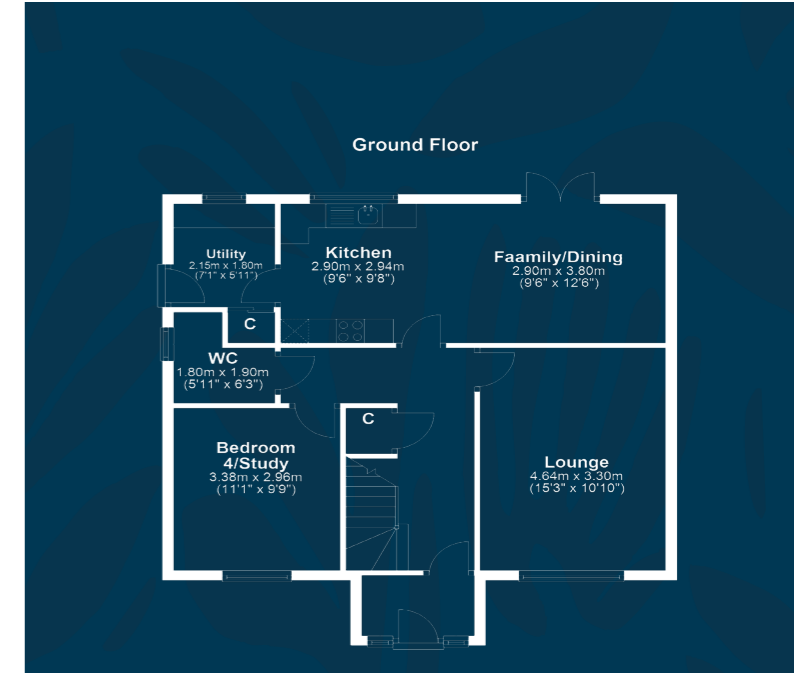


The Eigie at Park Terrace is a large, 4 bedroom detached family villa extending to 122 square metres.

The property sports 4 spacious bedrooms, including a master with en suite shower room, a designer kitchen with a choice of finishes, and bathrooms that feature stylish Porcelanosa tiling.

Externally, each plot has a large private garden to the rear, and monobloc driveway that will fit three cars.





The Milliden

Plots 7, 8, 9, 10, 13, 14



The Milliden at Park Terrace is a spacious 3 bedroom semi-detached family home extending to circa 112 square metres.

The property has a contemporary layout, a designer kitchen with a choice of finishes, and bathrooms that feature stylish Porcelanosa tiling.

Externally, each plot has a large private garden to the rear, and monobloc driveway that will fit two cars.





Specifications

Kitchens

- Choice of cabinet colours*
- Choice of Silestone worktops
- Integrated fridge freezer
- Microwave combination grill
- Induction hob
- Concealed extraction fan
- Integrated washer dryer in utility
- Integrated dishwasher
- Feature LED lighting

Bathrooms & Ensuites

- High quality sanitary wear
- Choice of Porcelanosa wall and floor tiling
- Thermostatic shower
- Wall mounted sink with integrated vanity unit
- LED downlighters
- Chrome heated towel rail

Bedrooms

- Quality grey carpeting
- LED lighting
- Fitted wardrobe in master bedrooms

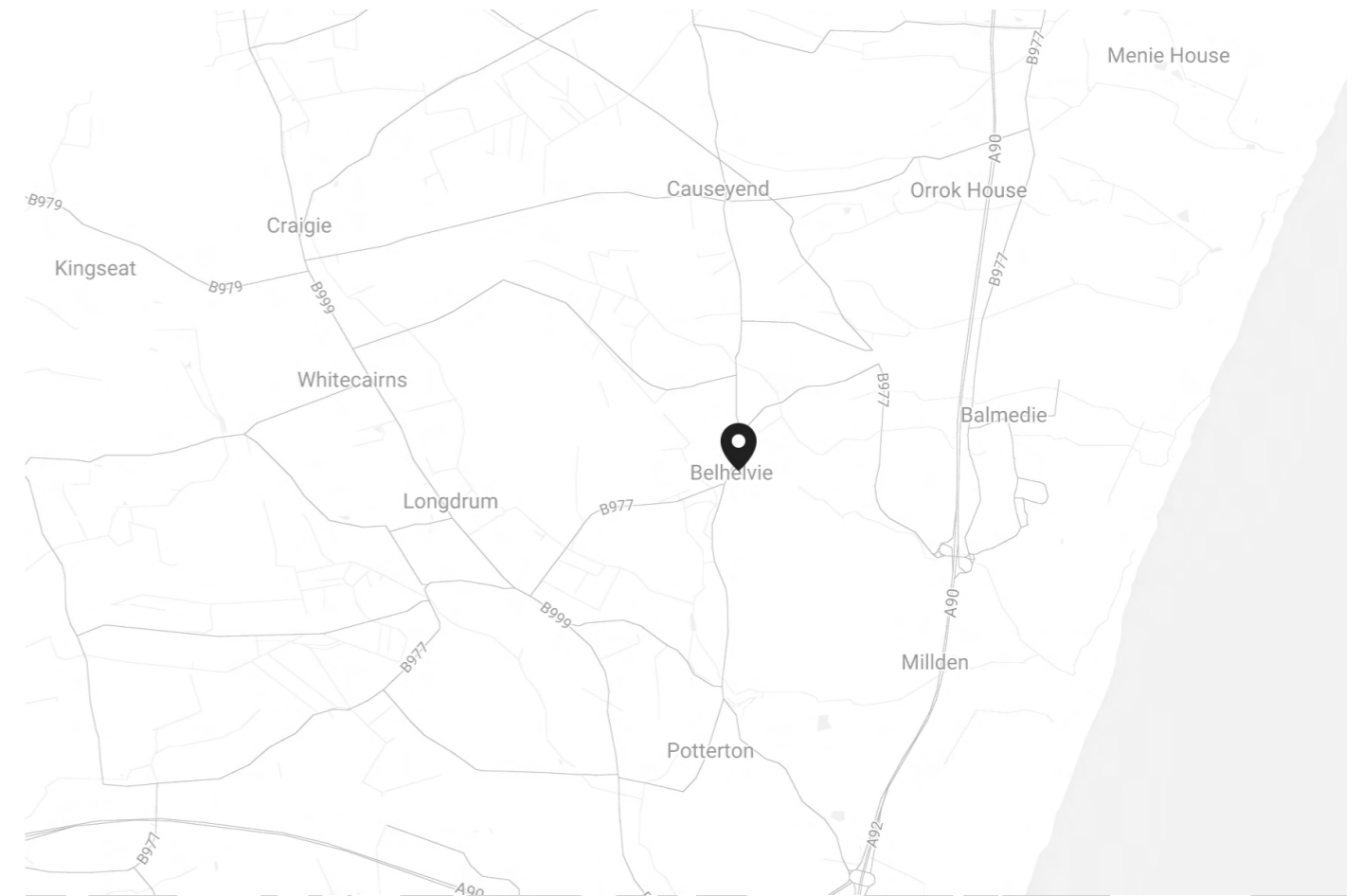
General

- Living space and hallways benefit from choice of laminate flooring
- LED downlighters
- Energy efficient gas-fired combi boilers
- Modern slim line radiators throughout
- Mains smoke and Co alarms installed
- Pre-wired for cable and satellite TV
- Double-glazed high-performance windows
- Skirtings and facings in white eggshell throughout
- Wall's are plastered and painted white throughout

Warranty

Building covered by a 10 year Insurance Policy.

These details are correct at the time of publication (May 2023). However, their accuracy is not guaranteed, and they do not form part of a contract. It should be noted that area and room measurements on floorplans are approximate only, may be taken at the longest and widest points of any rooms and the 3D floorplan illustrations may not be to scale. Images and cgi's are for guidance only and are of a typical property within the development. The specification is subject to the build schedule and the specification is subject to change at the developers' discretion.



Local Area

The village of Belhelvie has a strong sense of community, with a variety of local amenities, including a primary school, a doctor's surgery, a post office, and a number of shops and restaurants. There are also a number of parks and green spaces in the village, making it a great place to raise a family or enjoy the outdoors.

Belhelvie is just a short drive from Aberdeen, making it easy to commute to work or to enjoy the city's many attractions. The village is also well-served by public transport, with regular buses running to and from Aberdeen.



STRATHCARRON
HOMES



andersonbain LLP

andersonbain LLP
6, 8 and 10 Thistle Street
Aberdeen, AB10 1XZ

Phone: 01224 456 789
Fax: (01224) 646 411